

3D Fencing: Keeping Wildlife Away

“Once you tighten up the wires, it’s amazing to see the 3-dimensional effect with the two fences.”
Bill Wilson,

What is it & how does it work?

3D fences are used to defer wildlife, mainly elk, deer and moose. It is composed of 2 fence setup that compels wildlife to stop and look before jumping. Since the fence is composed of height, depth and width (hence 3D), wildlife tend to be more careful and will approach with caution.

This is because the eyes of deer, moose and elk are placed on the side of their head, giving them poor depth perception. The key now is to have your fence electrified so when they check it out with their sensitive noses, they receive a powerful shock that leaves them looking for another trail, feeding place or bed.

Quick Facts:

- ⇒ Fences can be permanent or portable.
- ⇒ Have been used in gardens, nurseries, orchards, vineyards, tree farms, etc.
- ⇒ Scent caps can be used to entice wildlife to touch the fence with their sensitive noses.

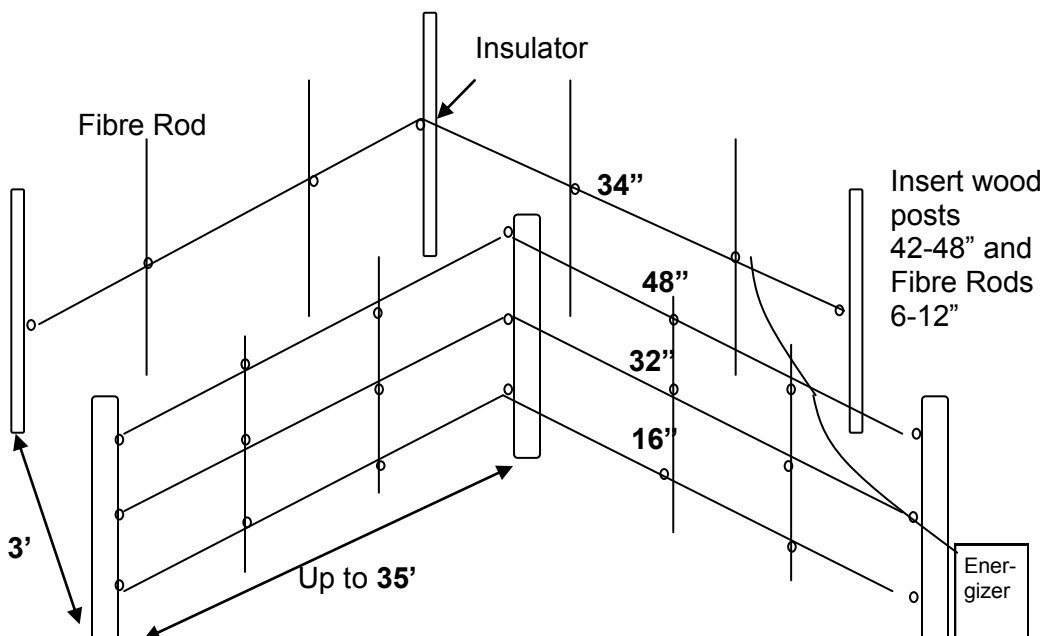
Contacts:

Rick Kantz
(250) 785-1135 or email
rkantz@pris.ca

Bill Wilson
(250) 782-2866 or email
billwilson@pris.ca

Sandra Burton
(250) 789-6885 or email
sburton@explornet.com

3D Wildlife Fence Diagram




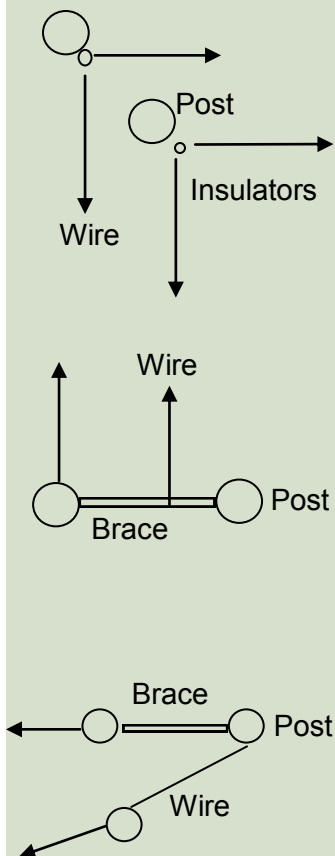
Published by P.R.F.A. of BC:

For more Forage Facts
visit our website:

www.peaceforage.bc.ca

Peace River Forage Association
of British Columbia



The Corner of Corners:

Posts can be either wooden or fiberglass

Tried and True Fences

Slant fence design from Grave Creek, Montana



Adding inside fence to exiting fence line at Sandra Burton's in winter 2009



3D fence Tim and Linda Ewert's organic market garden in Pouce Coupe, BC

Cooperators & Objectives

Rick Kantz: to keep deer out of grain bags

Bill Wilson: to keep elk out of winter feeding or swath grazing fields

Glenn Hogberg: to keep moose & deer out of stackyard

Perry & Corinne Spitzer: to keep deer out of hay yard

Sandra Burton: to keep deer, moose & stallions out of winter feeding area

Our Project Plans

The next step in the 3D Fencing project is to help cooperators design and build their own permanent or portable fence and document how well it deters wildlife from stack yards or grain bags. We are also working towards a design that can be built in the middle of winter for winter feeding or swath grazing.

Some things we may try are:

- ⇒ extending the distance between the 2 fences to 4 ft instead of 3 ft

- ⇒ staggering the posts on the first and second fence line
- ⇒ allowing the wire on the outside fence to be moveable, so when there are large snowfalls, the height of the wire can be adjusted to maintain the "3D effect"

We are also eager to hear ideas for gates as this is the weakest part of our fence. Please feel free to contact the association if you wish to brainstorm with us!

Compiled by: Talon Johnson in Aug 2010.

3D Wildlife Fencing Project Funding Partners:

Agriculture Environment & Wildlife Fund through Investment Agriculture Foundation of BC & ARDCORP.

With Contributions from: Rick Kantz, Bill Wilson, Julie Robinson & Sandra Burton.

Forage Facts Project Partially Funded by: all the donators and supporters at the Forage Goods & Services Auction on Feb 20, 2010.